

ALBANY POLICE DEPARTMENT CRIME ANALYSIS

“Combating Crime and Protecting Lives”

Prepared By the Crime Analysis Unit of The Albany Police Department

****These numbers may be updated from month to month as records updates occur****

2014

Month of April

Distribution: CITY MANAGER, ASST. CITY MANAGERS

CHIEF OF POLICE
DEPUTY CHIEF - INVESTIGATIVE
DEPUTY CHIEF – UNIFORM
DEPUTY CHIEF – SUPPORT SERVICES
MAJOR - INTERNAL AFFAIRS
INVESTIGATIONS CAPTAINS
UNIFORM CAPTAINS
ACCREDITATION MANAGER

SPECIAL OPERATIONS CAPT.
FAMILY PROTECTION
RECORDS SUPERVISOR
PLANNING & RESEARCH
TRAINING SUPERVISOR
CHIEF’S ADMIN ASSISTANT
SUPPORT SERVICES LT

***Information Included in this Report Reflects
Compliance with UCR Reporting Standards**

The information contained in this report is primarily raw data until calendar year reporting.

Please contact David Sparks, APD Crime Analyst for questions regarding this report @ 431-2878.

Monthly Part I Crimes

Albany Police Department

Part I Crimes Committed During the Month of April 2014 with Comparisons of April 2013 & 2012

Actual Offenses	2014 2013 Month to Month		+/- Change		2014 2012 Month to Month		+/- Change	
Offenses Committed	April 2014	April 2013	#	%	April 2014	April 2012	#	%
Homicide	0	2	-2	-100.00	0	1	-1	-100.00
Rape	2	0	2	*NC	2	1	1	100.00
Robbery	14	13	1	7.69	14	17	-3	-17.65
Aggravated Assault	39	60	-21	-35.00	39	43	-4	-9.30
Violent Crime Total	55	75	-20	-26.67	55	62	-7	-11.29
Arson	1	1	0	0.00	1	3	-2	-66.67
Burglary	100	88	12	13.64	100	137	-37	-27.01
Larceny	241	259	-18	-6.95	241	306	-65	-21.24
Auto Theft	17	15	2	13.33	17	24	-7	-29.17
Property Crime Total	359	363	-4	-1.10	359	470	-111	-23.62
Crime Trend Total	414	438	-24	-5.48	414	532	-118	-22.18

Part I Case Clearances During the Month of April 2014 with Comparisons of April 2013 & 2012

	2014	2013	2012	2014	2013	2012
Offenses Cleared	April # Cleared	April # Cleared	April # Cleared	April % Cleared	April % Cleared	April % Cleared
Homicide	0	1	0	*NC	50.00%	0.00%
Rape	0	0	0	0.00%	*NC	0.00%
Robbery	3	4	2	21.43%	30.77%	11.76%
Aggravated Assault	19	19	13	48.72%	31.67%	30.23%
Violent Crime Cleared	22	24	15	40.00%	32.00%	24.19%
Arson	0	0	0	0.00%	0.00%	0.00%
Burglary	17	7	15	17.00%	7.95%	10.95%
Larceny	42	45	55	17.43%	17.37%	17.97%
Auto Theft	7	5	5	41.18%	33.33%	20.83%
Property Crime Cleared	66	57	75	18.38%	15.70%	15.96%
Clearance Total	88	81	90	21.26%	18.49%	16.92%

* The Crime Trend and Clearance Totals do not include percentages for numbers not divisible by 0.

Year to Date Part I Crimes

Albany Police Department

Part I Crimes Committed Year-to-date as of April 2014 with Comparisons of April 2013 & 2012								
Actual Offenses	2014 Year to Date	2013 Year to Date	+/- Change			2014 Year to Date	2012 Year to Date	+/- Change
	April 2014	April 2013	#	%		April 2014	April 2012	# %
Offenses Committed								
Homicide	2	4	-2	-50.00		2	2	0 0.00
Rape	8	3	5	166.67		8	7	1 14.29
Robbery	51	51	0	0.00		51	69	-18 -26.09
Aggravated Assault	163	165	-2	-1.21		163	159	4 2.52
Violent Crime Total	224	223	1	0.45		224	237	-13 -5.49
Arson	3	6	-3	-50.00		3	8	-5 -62.50
Burglary	361	321	40	12.46		361	423	-62 -14.66
Larceny	951	1074	-123	-11.45		951	1061	-110 -10.37
Auto Theft	62	48	14	29.17		62	79	-17 -21.52
Property Crime Total	1377	1449	-72	-4.97		1377	1571	-194 -12.35
Crime Trend Total	1601	1672	-71	-4.25		1601	1808	-207 -11.45

Part I Case Clearances Year-to-date as of April 2014 with Comparisons of April 2013 & 2012								
	2014	2013	2012		2014	2013	2012	
Offenses Cleared	April # Cleared	April # Cleared	April # Cleared		April % Cleared	April % Cleared	April % Cleared	
Homicide	3	3	1		150.00%	75.00%	50.00%	
Rape	5	2	4		62.50%	66.67%	57.14%	
Robbery	10	16	11		19.61%	31.37%	15.94%	
Aggravated Assault	78	60	73		47.85%	36.36%	45.91%	
Violent Crime Cleared	96	81	89		42.86%	36.32%	37.55%	
Arson	0	1	1		0.00%	16.67%	12.50%	
Burglary	45	38	44		12.47%	11.84%	10.40%	
Larceny	209	199	194		21.98%	18.53%	18.28%	
Auto Theft	19	12	14		30.65%	25.00%	17.72%	
Property Crime Cleared	273	250	253		19.83%	17.25%	16.10%	
Clearance Total	369	331	342		23.05%	19.80%	18.92%	

* The Crime Trend and Clearance Totals do not include percentages for numbers not divisible by 0.

Monthly Part II and Other Crimes

Albany Police Department

Part II Crime Comparison of April 2014 Data with Previous Year/Month									
Part II Crimes	April 2014	April 2013	+/- #	Change %		April 2014	March 2014	+/- #	Change %
Disorderly Conduct	56	86	-30	-34.88		56	75	-19	-25.33
Domestic Violence	174	183	-9	-4.92		174	154	20	12.99
Disorderly w/intoxicated	0	0	0	*NC		0	0	0	*NC
D.U.I.	11	11	0	0.00		11	16	-5	-31.25
Child Molestation	8	2	6	300.00		8	1	7	700.00
Cruelty to Child	7	4	3	75.00		7	8	-1	-12.50
Child Protec: Curfew	0	0	0	*NC		0	0	0	*NC
Child Protec:Truancy	0	0	0	*NC		0	0	0	*NC
Interfere w/Custody	3	3	0	0.00		3	11	-8	-72.73
Child Abandonment	0	0	0	*NC		0	0	0	*NC
Enticing a Child	0	0	0	*NC		0	0	0	*NC
Forgery	12	14	-2	-14.29		12	5	7	140.00
Noise Ordinance Viol.	1	0	1	*NC		1	0	1	*NC
Harassing Phone Calls	9	5	4	80.00		9	6	3	50.00
Loitering	3	2	1	50.00		3	1	2	200.00
Missing Persons	32	25	7	28.00		32	22	10	45.45
Runaway	2	1	1	100.00		2	0	2	*NC
Suicide	0	0	0	*NC		0	0	0	*NC
Underage Poss./Consum.	3	1	2	200.00		3	2	1	50.00
Criminal Damage	23	19	4	21.05		23	20	3	15.00
Theft: Gas Drive Off	1	0	1	*NC		1	2	-1	-50.00
Simple Assault	1	7	-6	-85.71		1	3	-2	-66.67
Simple Battery	102	79	23	29.11		102	101	1	0.99
Battery	34	34	0	0.00		34	27	7	25.93
Obstruct/Hinder Police	19	13	6	46.15		19	26	-7	-26.92
Sexual Battery	2	0	2	*NC		2	2	0	0.00
Open Container	15	15	0	0.00		15	10	5	50.00
Sodomy	1	0	1	*NC		1	0	1	*NC
Statutory Rape	0	2	-2	-100.00		0	2	-2	-100.00
Saggy Pants	29	30	-1	-3.33		29	7	22	314.29
All Cases Not Listed	625	572	53	9.27		625	632	-7	-1.11
Total Part II Crime	1173	1108	65	5.87		1173	1133	40	3.53

** The Crime Trend and Clearance Totals do not include percentages for numbers not able to be divided by 0.

Year to Date Part II and Other Crimes

Albany Police Department

Part II Crime Comparison of 2014 Year to Date with Previous Years 2013 & 2012									
Part II Crimes	April 2014	April 2013	+/- #	Change %		April 2014	April 2012	+/- #	Change %
Disorderly Conduct	230	287	-57	-19.86		230	305	-75	-24.59
Domestic Violence	536	641	-105	-16.38		536	669	-133	-19.88
Disorderly wh/intoxicated	0	0	0	*NC		0	0	0	*NC
D.U.I.	46	43	3	6.98		46	51	-5	-9.80
Child Molestation	23	13	10	76.92		23	15	8	53.33
Child Cruelty	26	9	17	188.89		26	26	0	0.00
Curfew	0	2	-2	-100.00		0	1	-1	-100.00
Truancy	1	1	0	0.00		1	4	-3	-75.00
Interfere w/Custody	19	7	12	171.43		19	3	16	533.33
Child Abandonment	0	0	0	*NC		0	0	0	*NC
Enticing a Child	0	0	0	*NC		0	2	-2	-100.00
Forgery	30	41	-11	-26.83		30	67	-37	-55.22
Noise Ordinance Viol.	1	0	1	*NC		1	3	-2	-66.67
Harassing Phone Calls	25	29	-4	-13.79		25	53	-28	-52.83
Loitering	7	21	-14	-66.67		7	11	-4	-36.36
Missing Persons	80	94	-14	-14.89		80	133	-53	-39.85
Runaway	4	4	0	0.00		4	4	0	0.00
Suicide	1	1	0	0.00		1	1	0	0.00
Underage Poss./Consum.	7	8	-1	-12.50		7	4	3	75.00
Criminal Damage	70	77	-7	-9.09		70	111	-41	-36.94
Theft: Gas Drive Off	4	5	-1	-20.00		4	9	-5	-55.56
Simple Assault	14	30	-16	-53.33		14	17	-3	-17.65
Simple Battery	384	317	67	21.14		384	318	66	20.75
Battery	99	121	-22	-18.18		99	128	-29	-22.66
Obstruction of Officer	84	63	21	33.33		84	72	12	16.67
Sexual Battery	9	4	5	125.00		9	6	3	50.00
Open Container	50	41	9	21.95		50	53	-3	-5.66
Sodomy	7	3	4	133.33		7	5	2	40.00
Statutory Rape	3	3	0	0.00		3	1	2	200.00
Saggy Pants	56	73	-17	-23.29		56	121	-65	-53.72
All Other Cases	2343	2271	72	3.17		2343	2083	260	12.48
Total Part II Crime	4159	4209	-50	-1.19		4159	4276	-117	-2.74

** The Crime Trend and Clearance Totals do not include percentages for numbers not able to be divided by 0.

Monthly Part I Crimes by District

Albany Police Department

April 2014

West Actual Offenses			
Offenses Committed	April 2014	March 2014	Year to Date 2014
Homicide	0	0	1
Rape	0	1	2
Robbery	5	3	18
Aggravated Assault	10	3	36
Violent Crime Total	15	7	57
Arson	0	0	0
Burglary	38	15	103
Larceny	129	95	413
Auto Theft	3	5	14
Property Crime Tot.	170	115	530
Crime Trend Total	185	122	587

Central Actual Offenses			
Offenses Committed	April 2014	March 2014	Year to Date 2014
Homicide	0	0	0
Rape	1	1	2
Robbery	5	1	20
Aggravated Assault	12	20	76
Violent Crime Total	18	22	98
Arson	0	1	1
Burglary	29	30	121
Larceny	53	75	279
Auto Theft	6	8	21
Property Crime Tot.	88	114	422
Crime Trend Total	106	136	520

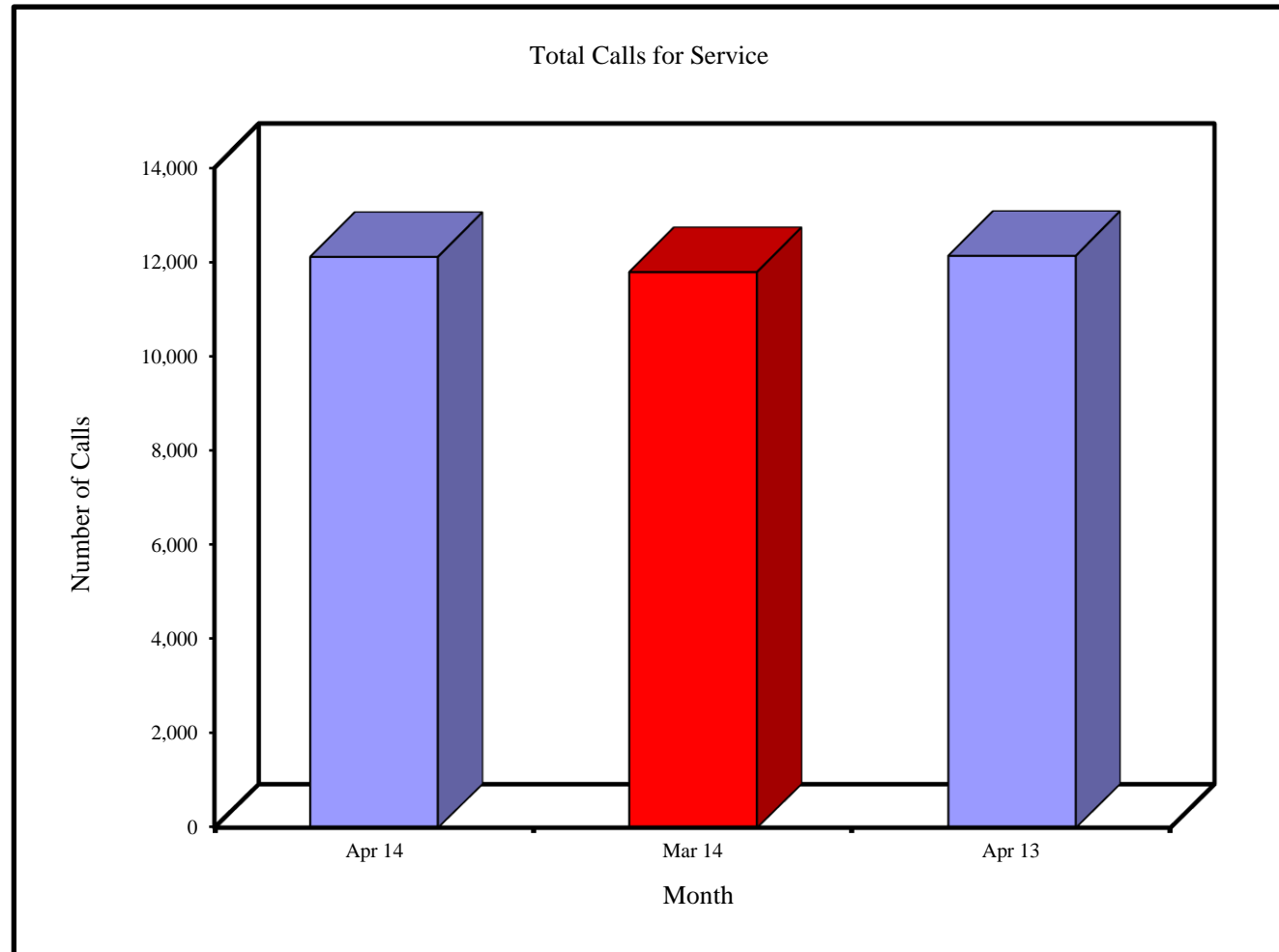
East Actual Offenses			
Offenses Committed	April 2014	March 2014	Year to Date 2014
Homicide	0	0	1
Rape	1	1	4
Robbery	4	3	13
Aggravated Assault	17	14	51
Violent Crime Total	22	18	69
Arson	1	0	2
Burglary	33	41	137
Larceny	59	74	259
Auto Theft	8	3	27
Property Crime Tot.	101	118	425
Crime Trend Total	123	136	494

Monthly Total Calls for Service

Albany Police Department

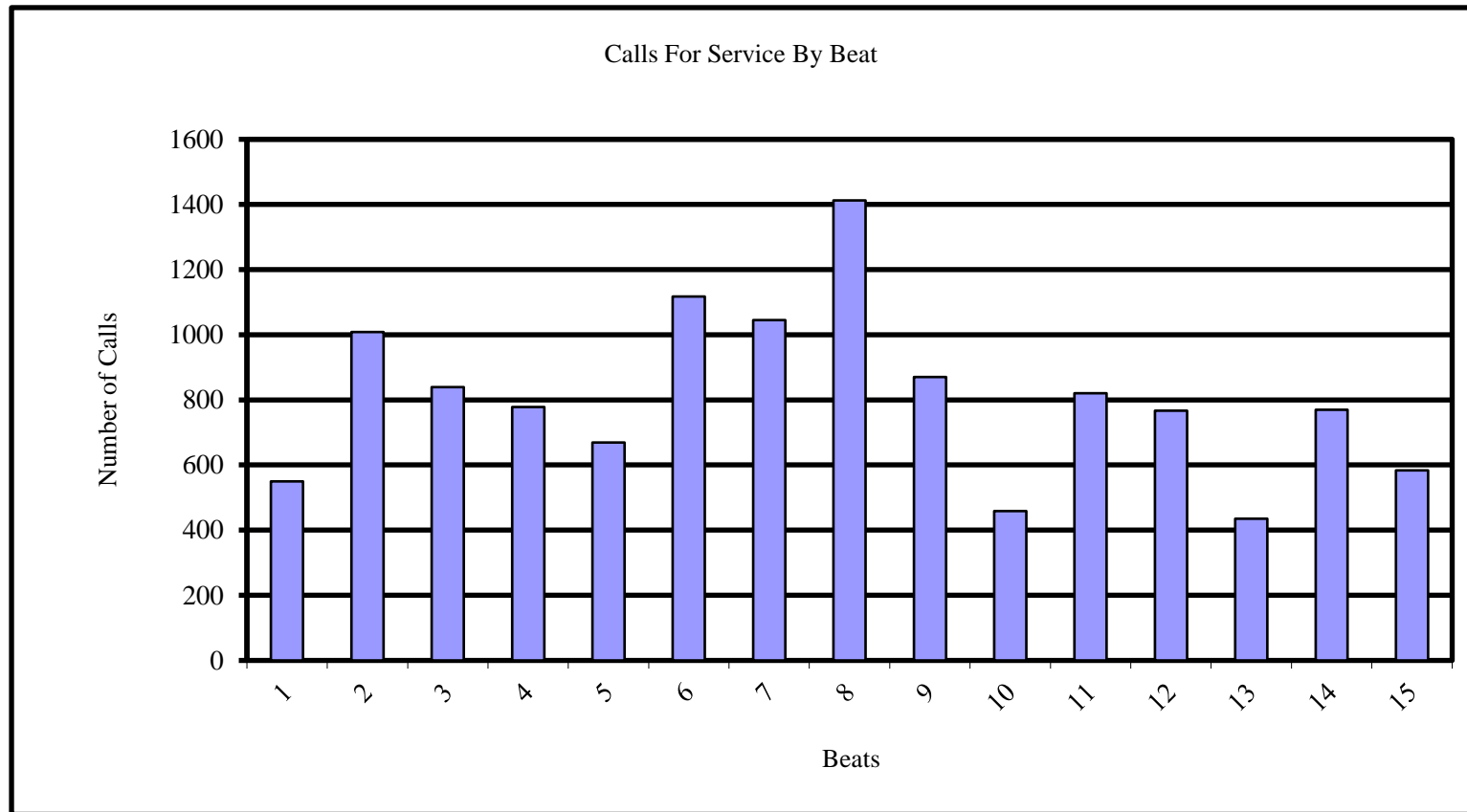
Total Calls For Service

Apr 14	Mar 14	Apr 13
12,123	11,802	12,145



Monthly Calls for Service by Beats

Albany Police Department

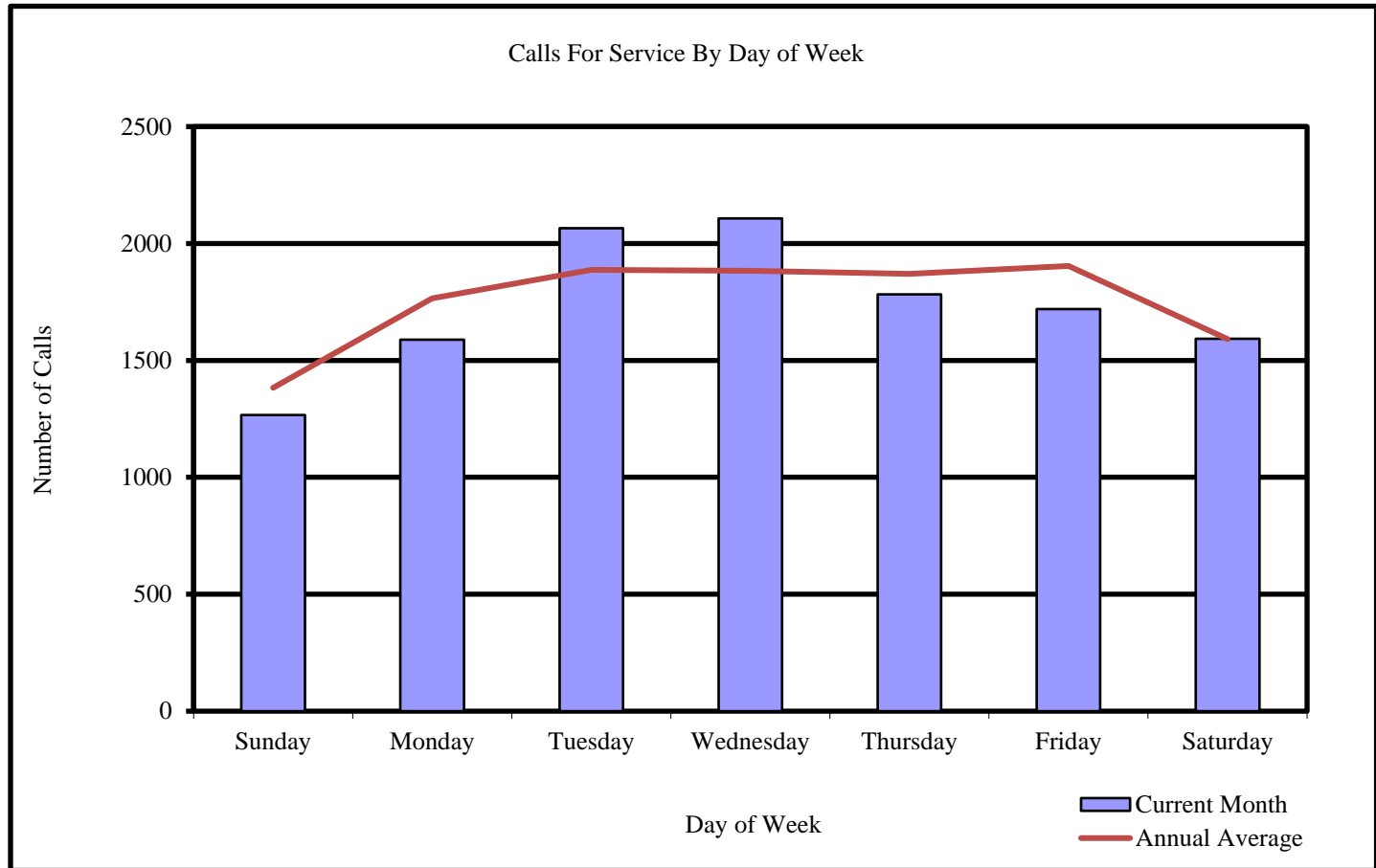


Beats	1	2	3	4	5	6	7	8	9	10	11	12	13	14	15
Calls in April 2014	550	1008	839	778	669	1117	1045	1412	870	459	820	767	435	770	584

Monthly Calls for Service by Day of Week

Albany Police Department

<u>Calls For Service</u>	
Day	April 2014
Sunday	1267
Monday	1589
Tuesday	2065
Wednesday	2107
Thursday	1783
Friday	1720
Saturday	1592

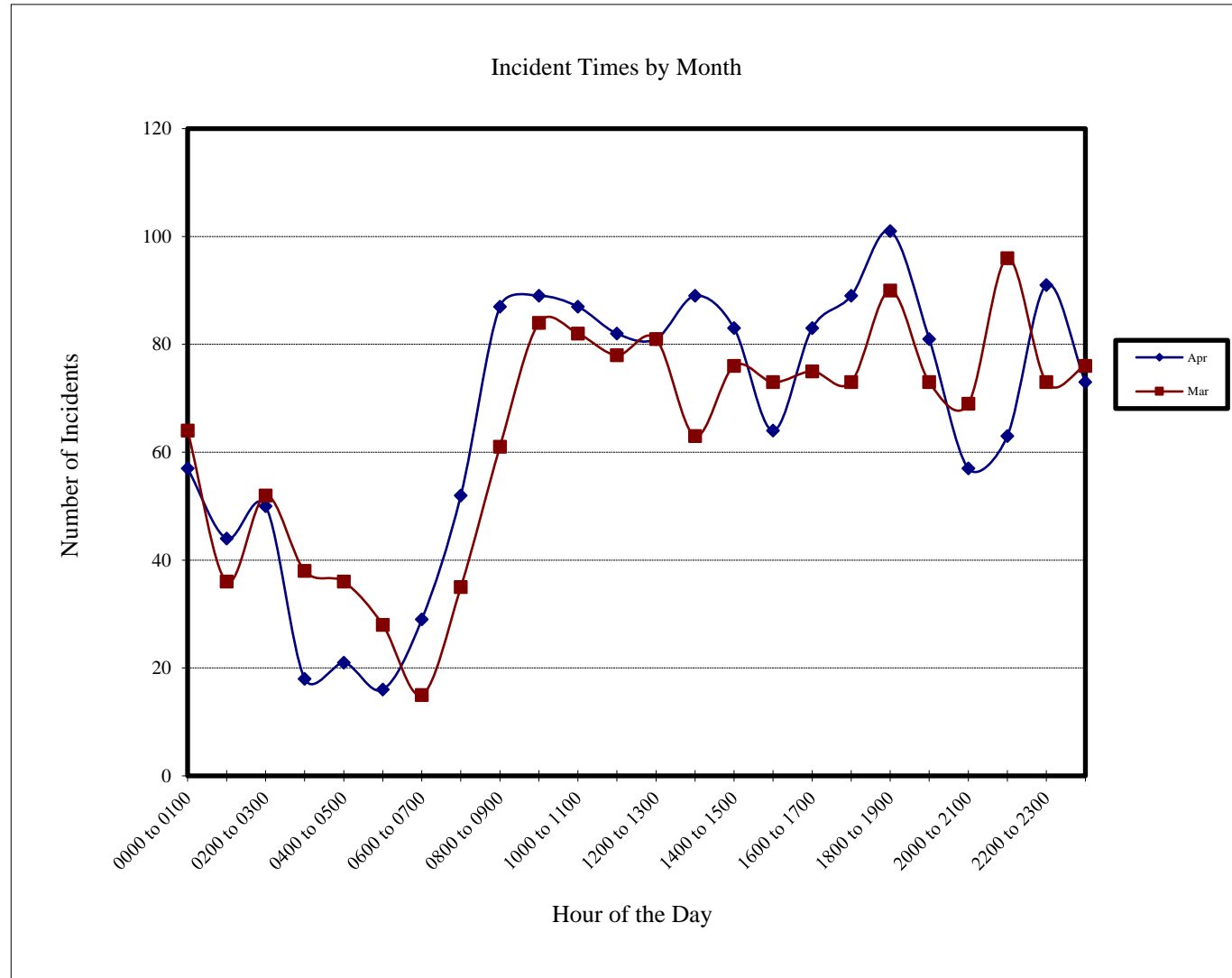


Incidents by Hour

Albany Police Department

Incident Times by Month

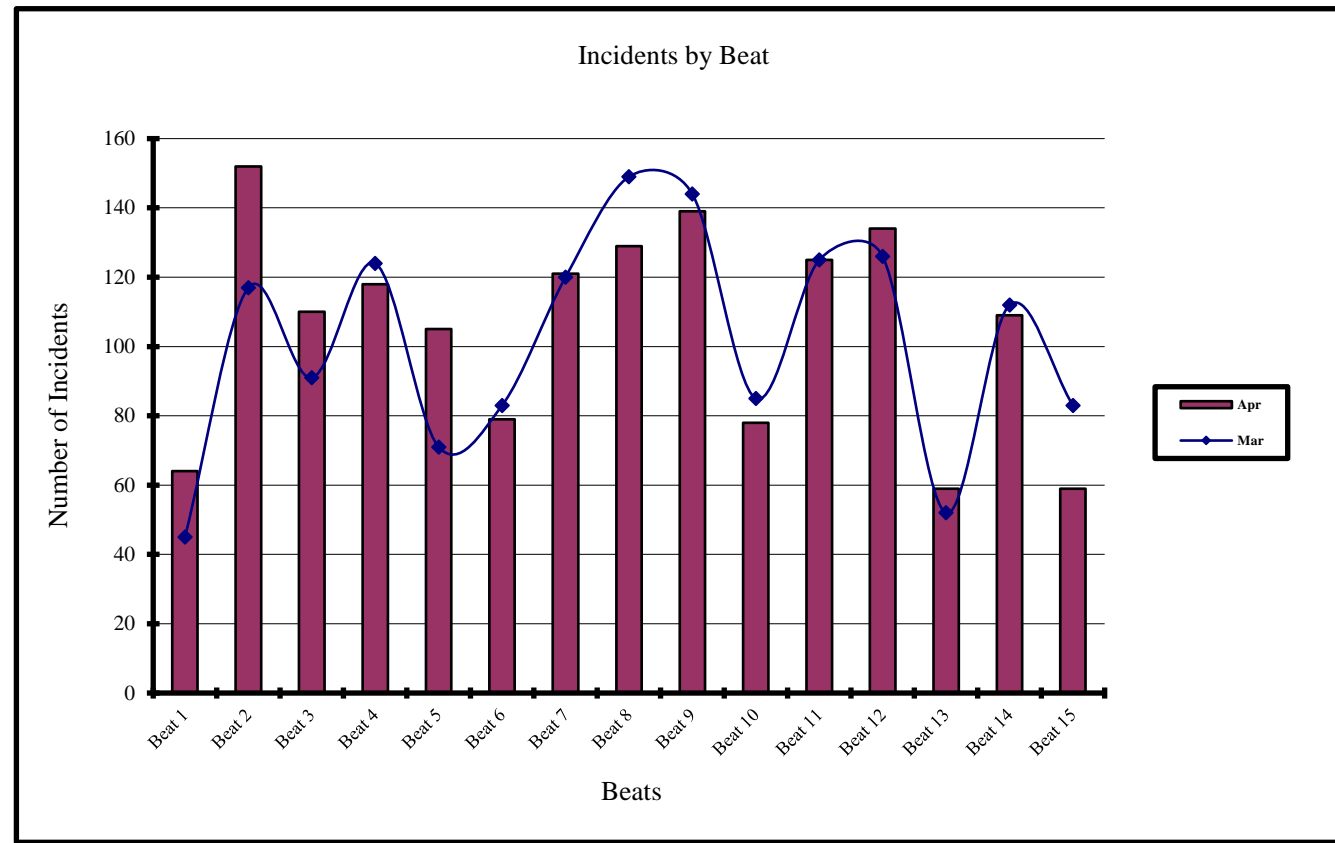
Hour of Day	Apr 2014	Mar 2014
0000 to 0100	57	64
0100 to 0200	44	36
0200 to 0300	50	52
0300 to 0400	18	38
0400 to 0500	21	36
0500 to 0600	16	28
0600 to 0700	29	15
0700 to 0800	52	35
0800 to 0900	87	61
0900 to 1000	89	84
1000 to 1100	87	82
1100 to 1200	82	78
1200 to 1300	81	81
1300 to 1400	89	63
1400 to 1500	83	76
1500 to 1600	64	73
1600 to 1700	83	75
1700 to 1800	89	73
1800 to 1900	101	90
1900 to 2000	81	73
2000 to 2100	57	69
2100 to 2200	63	96
2200 to 2300	91	73
2300 to 2400	73	76



Current and Previous Months Comparison of Incidents by Beat

Albany Police Department

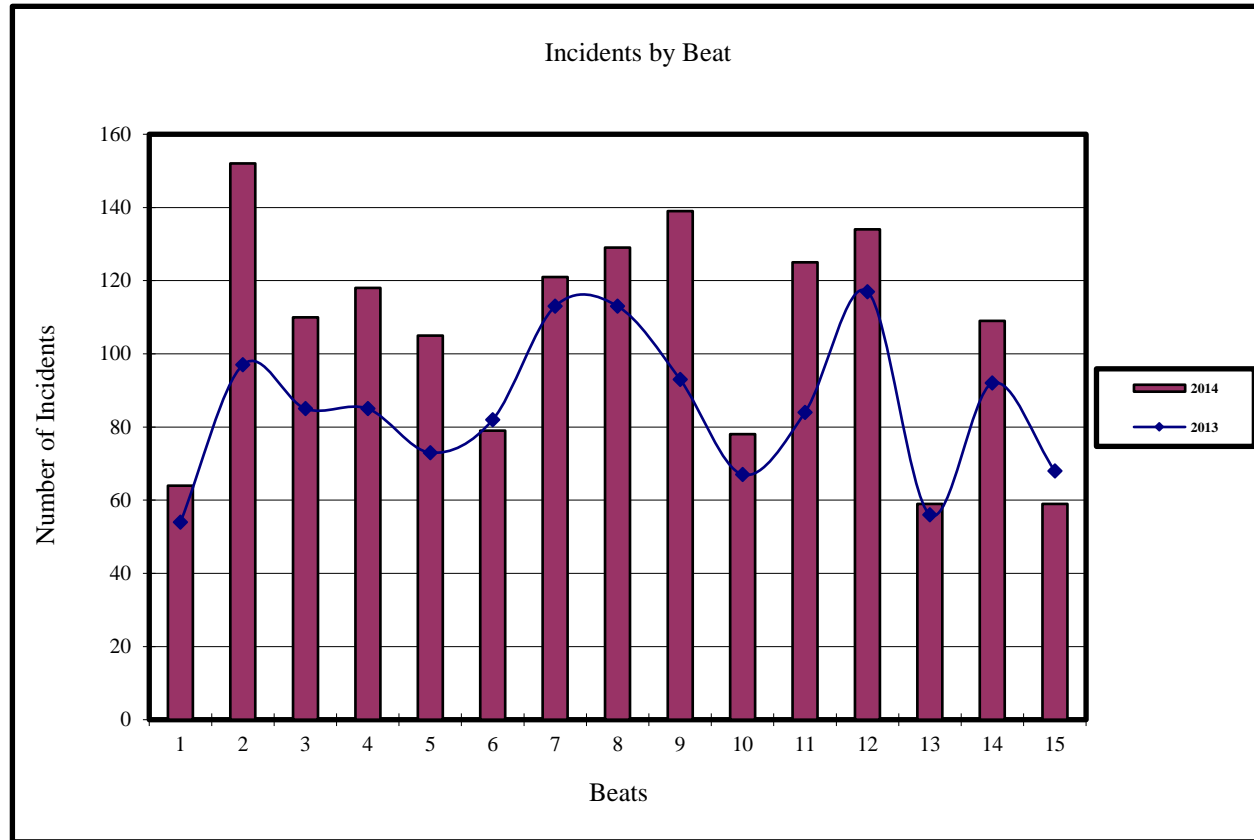
Beat	Incidents	
	Apr 2014	Mar 2014
Beat 1	64	45
Beat 2	152	117
Beat 3	110	91
Beat 4	118	124
Beat 5	105	71
Beat 6	79	83
Beat 7	121	120
Beat 8	129	149
Beat 9	139	144
Beat 10	78	85
Beat 11	125	125
Beat 12	134	126
Beat 13	59	52
Beat 14	109	112
Beat 15	59	83



Current and Previous Year Comparision of Incidents by Beat

Albany Police Department

Beat	Incidents	
	Apr 2014	Apr 2013
Beat 1	64	54
Beat 2	152	97
Beat 3	110	85
Beat 4	118	85
Beat 5	105	73
Beat 6	79	82
Beat 7	121	113
Beat 8	129	113
Beat 9	139	93
Beat 10	78	67
Beat 11	125	84
Beat 12	134	117
Beat 13	59	56
Beat 14	109	92
Beat 15	59	68



Current and Previous Month Comparison of Monthly Incidents by Day of Week

Albany Police Department

Incidents		
Day	Apr 2014	Mar 2014
Sunday	174	273
Monday	217	206
Tuesday	260	182
Wednesday	278	179
Thursday	242	208
Friday	236	206
Saturday	180	271

